

# GLENSHAE GOLDEN RETRIEVERS

CONGRATULATIONS ON THE ADDITION OF  
YOUR NEW FAMILY MEMBER, FRIEND AND  
COMPANION



The following pages contain guidelines and information that will help you during the coming weeks and months ahead. If at anytime now, or in the future you are uncertain please do not hesitate to contact either myself or of course your vet.

## Your Golden Retriever Puppy

During the next year your puppy will grow from the size it is now into an adult that measures up to 22” if it is a bitch and 24” if it is a dog. How you feed and treat your dog in this time will determine whether it reaches its full potential. In purchasing a puppy from us you accept that we have done the very best we can to provide you with a healthy, well bred puppy with less likelihood of inherited diseases. Both parents of your puppy have been hip and elbow x-rayed and then scored to make sure that they are suitable for breeding. They have also had their eyes examined by a registered ophthalmologist as well as a heart specialist and have no inherited issues that they will pass on to their offspring.

You are expected to read the booklet thoroughly and discuss it with your veterinarian or me if you have any queries.

### Dietary Advice

1tsp Acidophillis yoghurt per day

7am            ½ Cup of Pro Plan Puppy Food (This can be soaked in warm water flavoured with a little Vegemite then cooled if your puppy prefers)

12-1pm       Same as breakfast plus a small portion of mince or a scrambled egg.

5-6pm        Same as Lunch

9pm           Same as Breakfast – but by the time your puppy is 10wks old this can be replaced with a tux dog biscuit.

At 6mths old your puppy only needs 2 meals a day. You may still wish to give a biscuit at bed time however.

Dogs love chicken necks. From the time your puppy is 3-4 months old you can start feeding these also. They are full of calcium and can be fed raw. NEVER feed any other cooked bones as they can easily splinter and cause serious damage to you puppies digestive tract.

Some puppies will grow at a faster rate than others, so these feeding amounts are a guide only. Increase puppies food by approx 20grms per

week. There is a feeding guide on the outside of the bag – be sure not to exceed it. Puppies should NEVER be fat as this puts pressure on their growing bones. Serious, sometimes irreversible problems will be created by overfeeding.

I recommend Pro Plan Puppy Food as your puppies main source of food until it is 12 months of age. It can then move onto Pro Plan Large Breed adult formula food. Should you decide to change brands at any stage do so very gradually. Your puppy, and indeed adult dogs also, cannot take sudden changes to their diet. A great deal of research has gone into developing the formulation of dried products so as to provide you with a well-balanced food that provided you puppy with all the essential vitamins and minerals it needs.

**ON NO ACCOUNT SHOULD YOU FEED ANY EXTRA VITAMINS OR CALCIUM SUPPLEMENTS AS THESE WILL UPSET THE BALANCED FORMULATION OF YOUR DRIED FOOD.**

**NEVER FEED COOKED BONES, ONLY RAW CANNON OR BRISKET BONES ARE SAFE FOR YOUR DOG.**

**ALWAYS MAKE SURE YOUR DOG HAS A PLENTIFUL SUPPLY OF FRESH WATER AT ALL TIMES.**

**Never feed Sweetcorn cobs. They can get stuck in the gut and cause very serious problems.**

## **RESPONSIBILITIES OF OWNING A GOLDEN RETRIEVER**

As the owner of a Golden Retriever you have accepted certain responsibilities. Our breed is very much in the public eye. What you do with your Golden Retriever will reflect on the whole breed.

You will need to make sure that your dog does not cause problems for others by :

- μ **Providing proper housing**
- μ **Feeding correctly**
- μ **Exercising frequently**
- μ **Disciplinary training**

Goldens need lots of your time and company. This is where they excel- **AS COMPANIONS.**

### **Your puppy can be:**

- μ A loyal friend
- μ Fun to be with

### **Ownership is:**

- μ A privilege
- μ A major responsibility
- μ A long term commitment

### **A puppy demands**

- μ Time, energy, money, ability

### **Your puppy is not:**

- μ A toy to be played with and then discarded
- μ Another human being

Properly looked after, your Golden will reward you with years of pleasure. In return for your time and effort in providing for its needs, it will display loyalty that many people claim is greater than human friendship. Do not demand this loyalty and friendship as your right, EARN IT. Take the time and trouble to understand your dog and teach it to understand you.

Dog ownership is a privilege rather than a right and may entail 14 or more years of responsibility and commitment.



**I will love you all my life.**

## HOUSING

### **IS YOUR HOME PUPPY PROOF?**

1. Is your property fenced?
2. Keep all gates shut, lock these when you are out. Many puppies have been run over when someone calls and leaves the gate unsecured.
3. Do not leave pesticides, chemicals or vermin baits around where the inquisitive puppy can get hold of them. These are a deadly trap. **They kill!**
4. Long grass is an open invitation for parasites, fleas, etc.
5. Do not leave sharp objects around that the puppy can hurtle into. The puppy has only two speeds-flat out and asleep!
6. Be sure that you have somewhere warm and dry in winter and cool and shady in summer for your puppy.
7. I recommend the purchases of a crate for your puppy. This is a place where they can sleep undisturbed and also a place where you can safely leave your puppy or dog for short times or overnight and know it can not get into mischief. Remember your puppy will grow very quickly so don't buy a small crate. An ideal size is at least 90cm x 60cm x 70cm.

## LEGAL

The law requires that your dog be under control at all times. You are responsible for cleaning up after your dog when it fouls in a public place. Carry a plastic bag in your pocket for this purpose. Most councils require you to register your dog at 3 months of age. Check with your local council. There are penalties for ignoring these rules.

## HOLIDAYS

Holiday time for the family is a great time but what about your Golden. Make sure you make appropriate arrangements for your Golden to be cared for. If booking into a kennel make sure you check the premises out carefully, ask appropriate questions, your Golden cannot!

I may be able to help in taking care of your Goldie when you are away so give me a call first. If your Goldie is not used to being housed outdoors this may be a better option for your dog.

## **BRINGING YOUR PUPPY HOME.**

### **HOUSING**

When you get your puppy home he must be given his own bed, where he knows he may rest quietly without disturbance, and this bed must be his own domain to which he may take his own toys, and enjoy his own company for as long as he wishes.

Do not go buying an expensive bed at this stage as chewing it will be one of his many pleasures. Later when he has learnt a little respect for your furniture, you may wish to improve on his current abode.

I recommend that you purchase a dog crate which can be used as your dogs bed or a place you can place him/her for short periods to rest.

### **DISCIPLINE**

This must be started from the first day you get him. Start off as you mean to go on, always be firm but fair, remember he has come from a pack situation where there was always one puppy more dominant than the others. If your puppy was the pack leader he may very well try to be dominant with you.

Make sure he understands immediately that you are his leader. If you do not want him on your furniture when he is bigger remember the lesson must start now.

### **CHEWING**

It's worth mentioning at this stage that puppies tend to chew things other than regular meals. Such as \$200 shoes, arms of chairs, curtains, wallpaper, video and TV cords. They will chew anything that will fit into their mouths, and also many things that will not.

**NEVER** leave your puppy where a plugged-in electric cord is anywhere within reach. Puppy teeth are needle -sharp and go through cord like a pair of electricians pliers. Check before it is too late.



### **TOILET-TRAINING**

Commence his toilet-training as soon as you get him home, it is far easier to do this before he develops any bad habits. Avoid if possible, his "performing" in the house, by picking him up and taking him into the garden immediately

after he wakes up, after each meal, and at very frequent intervals throughout the day.

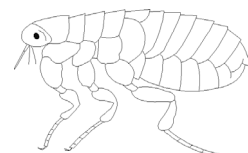
Puppies need to "spend a penny" about every half hour, do not wait until you see him looking for a spot on the carpet, but take him out before an accident becomes imminent. Go out with him, and stay out, until the desired event takes place, then praise him, and tell him what a good boy he is, letting him go straight back into the house if he so desires. Do not scold him for making a puddle in the house unless you actually catch him in the act. This will only confuse him and do no good. Golden Retrievers are very easy to house-train if you are prepared to spend the time doing so. But you cannot expect a baby puppy to contain itself for too long, and they are generally about 4 months old before they can go through the night.



## PARASITES



A) **INTERNAL**-Your puppy has already been started on a worming program. Follow the chart given to you when you picked your puppy up. Good "all worm" tablets are available from your vet who can advise you on the best tablets for your puppy.





B) **EXTERNAL**- fleas can be dealt with very effectively with treatments from your vet. Personally I only flea my dogs if I have seen fleas and its several years since I have needed to do this. You wouldn't take Panadol in case you get a headache you only take it when you have one. This is your choice however, I do prefer that you don't use the 3 month treatment called Broadline which has been proved to cause significant issues and even death in many dogs. A one month treatment is all you should consider putting into your puppy's body.

## VACCINATIONS



Your puppy will have had its first vaccination just before your puppy comes to you, but it will require two more. Your puppy will require 2 further vaccinations. The date for the first of these is in the vaccination booklet I will provide to you when you collect your puppy. He will then require a yearly booster to keep him free of diseases. Until your puppy is fully vaccinated **DO NOT LET HIM MIX WITH ANY OTHER DOGS OR WALK WHERE OTHER DOGS HAVE BEEN EG, PARKS, BEACHES, AND ANY OTHER PUBLIC PLACES.**

He is safer kept at home until all vaccinations are completed.

## TEETHING



At approximately 4-5 months of age, your puppy will shed his baby teeth so don't panic if you stumble across the odd fang.

It is quite normal for him to swallow the baby teeth when they fall out. If you notice that the adult teeth are erupting before the baby teeth have been shed, check with your vet.

## EARS

Golden Retrievers can sometimes have problems with their ears, as not much air can circulate in the canals when long ears are hanging over them. Check them on a regular basis especially if you notice any scratching or shaking of the head.

Your vet can advise you on a good cleanser, and I would use this at least once a month, or even more if your dog swims a lot, or often has problems.

## TRAINING IN THE CAR

Most adult goldens love the car, in fact mine will fight to get the best seat as soon as the door is opened. Start taking your puppy out as soon as you can, to get him used to the motion of the car, but remember do not let him out of the car until he is fully vaccinated. If he gets a little carsick and I have had the odd one that does, try giving him a "SEALEGS" tablet about an hour before you travel.

You can buy "SEALEGS" tablets at your local chemist.

**REMEMBER, NEVER** leave a dog in a closed car on a hot day, even with a window partly opened as a dog can very quickly overheat and die from heatstroke.

## SKIN AND COAT

Many problems commonly arise as a result of a flea allergy, so strict control of fleas is warranted. Patches of dry scaley skin with hair loss should be pointed out to your vet.

Vegetable oil with a meal, and a raw egg yolk weekly, will enhance coat condition. Regular shampooing is unnecessary and will in fact destroy the natural oil in the coat.

If your puppy has covered himself in an unspeakable mess, a thorough hose down should rectify the situation.



## EXERCISE

### DO NOT OVER-EXERCISE YOUR PUPPY UNTIL 12 MONTHS

When puppies are born, the ends of their bones are still cartilage or soft tissue which does not harden into bone until about one year of age. The puppy cannot take a lot of exercise without damaging the soft tissue. Until around 12 months let your puppy exercise itself. By all means get it used to the lead and once it has been finally vaccinated take it for a little walk. Gradually build up to longer walks-NO RUNNING OR JOGGING on the lead until at least 12 months. **This cannot be emphasised enough.** Free exercise off the lead is fine as long as the puppy is not trying to keep up with you or an older dog.

**DO NOT** allow your puppy to jump off decking, the sofa, the bed, or to run up and down high stairs.

When your puppy is playing in the back yard with an older dog or children, too much rough play can also damage the soft tissue. Also if your puppy becomes overweight do not increase exercise - decrease its food intake, until the puppy is at the correct weight.

Overweight puppies can do irreparable damage to their skeletal system.

Swimming is something that all Golden Retrievers enjoy. It is a wonderful form of exercise for your dog and puppies will participate quite happily. It is a good idea if they have been swimming in salt water to rinse their coats off thoroughly.



## **GROOMING AND TRIMMING**

The Golden Retriever with his double coat will require grooming - the amount will depend on whether he is a pet or show dog. Golden Retrievers drop coat naturally. A bitch coming into season or after whelping a litter, will drop most of her coat and can look rather like a Labrador Retriever. The male will also drop coat but maybe not as often as the bitch.

Climatic conditions such as excessive heat can also cause a Golden Retriever to drop coat. Some people say that having your dog live outside during winter will give the dog a better coat as it grows thicker and longer to adjust to the cold.

While this is sometimes true, it is not always the case and sometimes patience is the best course of action when waiting for your dog's coat to come back.

### **Regular Grooming**

While it is not critical to groom a pet Golden Retriever to the same extent as the show dog, it is still important to do some grooming work which should only be a matter of tidying up. A good brush at least once a week or at more regular intervals if your dog requires it, should be enough to keep him looking healthy and free of any matted hair. Grooming is an excellent time to check for skin allergies such as hot spots and whether his toenails need trimming. Regular grooming will also help to keep the dog's coat clean. The basic tools required are a pin brush, slicker brush, comb, straight scissors and nail clippers.

Introducing a dog to grooming at an early age will help to make the task more enjoyable for both owner and dog. Touching and playing with a puppy's feet will help him to overcome any fear of trimming feet later on. Rewarding a dog after a grooming session with food or play will help with problem dogs. The basic rule is to slowly introduce your dog to grooming and not overdo it.

Most Golden Retrievers have a love of water and care should be taken when swimming in pools, especially salt chlorinated pools as it can bleach the coat.

After swimming in salt water, the coat should be rinsed with fresh water to remove any salt residue. This will help to avoid any skin irritations.

### **Bathing**

It is always a good idea to bathe your Golden Retriever before any trimming takes place as any dirt or mud that is trapped in the coat will blunt your scissors and make the job more difficult. A quality dog shampoo should be used and if skin irritations occur, try a different product. There are many shampoo products available on the market today and the general rule of thumb is once you have found a product that works, stick with it. Human shampoos are not suitable for use with dogs.

It is important that Golden Retrievers are thoroughly dried after bathing, especially the tail. They can get 'wet tail' which is a chill at the base of the tail.

This becomes very painful for the dog and his tail will just hang as it is too painful for the dog to wag. The dog should be towel dried immediately after bathing. If

you can afford it, a force dryer is an excellent tool as it will allow you to dry the dog quicker and allow you to get on with the grooming. Note that dryers that blow heated air using a heating element should not be used on a Golden Retriever's coat. This can burn and damage the coat.

### **Trimming for the Show Ring**

For the show ring, good trimming should accentuate a well-balanced overall appearance and improve your dog's chances in the show ring. Sometimes this might be the only thing that sets you apart from the competition.

Preparing your Golden Retriever for the show ring should be done well before the day of the show. If trimming is completed well ahead of time then any mistakes have time to blend in. There should not be any evidence of scissor or clipper marks on a dog presented in the show ring. A Golden Retriever will usually be bathed the day before a show and any trimming should only be a matter of tidying up.

Tools of the trade for the show enthusiast are a pin brush, slicker brush, comb, fine comb, stripping tool, double sided thinning scissors, straight scissors and a grooming table. It is far easier to work on your dog while he or she is on the table as it will save the back breaking job of bending over. For those dogs that like to fidget and are not so accustomed to the grooming table, a grooming arm can be attached to the table and the dog's head can be held in the collar. There is nothing worse than when a dog moves just at that critical point and your scissors cut too much. Preferably your dog should be bathed and dried prior to trimming.

This will allow you to see exactly where trimming is required. Trimming a wet coat will give an undesirable result and can often leave a terraced effect when the coat dries. Do not attempt to do too much trimming at one time. It is very tedious for a dog and tiring for you. To get the best result, do a little each day.

### **Front Feet**

The main areas of concern for the pet owner are the feet, tail and ears. A Golden Retriever's feet should appear round and compact. To achieve this any untidy hair should be removed. With straight scissors, trim around the outline of the foot as near to the pads as possible, then take out any excess hair between the pads and any hair sticking up between the toes. The feet should now have a round cat-like shape. This trimming will also help your dog get a grip on hard slippery surfaces such as polished floorboards and tiles. It will also reduce the amount of dirt and mud that he tracks into the house, and helps keep burrs from lodging between the toes and mats forming. The hair is removed from the pasterns with straight scissors.

### **Back Feet and Hocks**

The back feet are trimmed the same as the front feet although the featherings on the pasterns will need attention. Excess feathering from the hock to the foot should be removed. The hair should be combed upwards from the foot to the hock and using scissors cut parallel to the hock, just enough to take off excess.

The process can be repeated making sure to comb between each cut until the

hair lies flat

### **Tail**

Trimming a Golden Retriever's tail to look tidy is easy. If the tail is left untrimmed it will appear too long and detract from the dog's outline. The Golden Retriever's tailbone should reach to the point of the hock. The tail feathers should be trimmed slightly past this point. How much further past the hock you trim depends on the dog's body type. Dogs with longer body type should be left longer so they don't look disproportionate, likewise with a dog of shorter body type. The tail feathers should appear as a smooth crescent shaped curve. Brush out your Golden Retriever's tail, making sure to remove any tangles or dreadlocks. Gather up the tail feathers and twist the hair in one direction until you have a unicorn's horn at the end of the tail. Feel for the last bone in the tail and measure against the hock. Decide the correct length and then cut across the twisted hair with one continuous cut. Shake out the tail and comb again.

Thinning scissors can be used to neaten any stray hairs.

### **Ears**

Straight scissors are used to trim around the outline of the earflap to remove any untidy hair, although some owners prefer to use thinning scissors which can help to hide any mistakes. Long hair on the top and underneath the ears should be removed. The fluffy hair beneath each ear should be trimmed very short and neatly blended into the neck. Any ridges on the neck should be blended. A nicely shaped ear should add to the overall appearance of the dog's head.

### **Neck and Shoulders**

Golden Retrievers usually have a considerable amount of hair around the neck and shoulders. Often heavy undercoat in the area can detract from the dog's outline. Some of this undercoat can be removed by combing with a fine comb or by using double sided thinning scissors (which is the most preferred method).

When blending with thinning scissors, use an upward movement, constantly combing at the same time, taking out just enough hair so as to give a smooth effect. Always cut the way the hair grows and use the scissors underneath the top layer of hair which will then lie flat. It is much better to trim the neck and shoulders in two or three attempts, rather than take too much hair out at once. A clean neck and shoulders can improve the overall outline of the dog. Good trimming work should leave no evidence of scissor marks.

Grooming has many more functions than appearance alone. Regular grooming can help to prevent some skin allergies. Bathing and grooming will assist in the removal of dead or loose hair while making the job of cleaning up hair after a coat drop less tedious. Grooming is just as important as correct diet for a healthy coat and a healthy dog is a happy dog.





Golden Retriever Trimmed Correctly



Feet Being Trimmed




After Feet Been Trimmed




Tools Used for Trimming

## THE UNTRIMMED AND TRIMMED GOLDEN RETRIEVER



**The Untrimmed Dog** - The untrimmed dog has thick hair on the neck and shoulders. His tail is long and scruffy, his feet, hocks and pasterns have long hair and his ears are covered in long hair.



**The Trimmed Dog** - The trimmed dog is neat and tidy. The thick hair on his ears, neck and shoulders has been thinned out with thinning scissors. The tail has been shaped and is shortened to hock length and the excessive hair on the feet, pasterns and the back of the hocks has been trimmed.



## MALE PUPPIES

If you opted for a dog, there are one or two points in mind.

Until he is approximately 10 months of age, your puppy will squat when toileting, however once he starts cocking his leg your favourite young shrub is in danger of an early demise. Young trees and shrubs which have taken his fancy, should be protected by netting or similar protection.

Also at maturity, he may rumble or growl at other male dogs, this is merely his means of advertising his adulthood but if it happens, IMMEDIATELY smack him on the muzzle and firmly tell him "NO" as a means of discouraging what could become an undesirable habit.

Once your dog has matured at around 15 months you may wish to consider having him neutered. Do not do this until he is fully grown or it can create orthopedic health problems. Neutering your dog will also help reduce the likelihood of certain cancers.

## FEMALE PUPPIES

If you have chosen a bitch puppy you will have to contend with her seasons. I recommend that your pet bitch should be spayed and this is recommended after her first season but not before she is 15 months of age.

It is a fallacy that your bitch will have a better temperament if allowed to have a litter prior to being spayed. Spayed bitches do have a tendency toward obesity in some cases, so encourage the exercise and watch her intake of food.

- a) When your bitch is in season, EVERY precaution should be taken to prevent either her escape or a dog's uninvited visit. They can be VERY inventive and enterprising in this regard.
- b) So much heartache has been caused when a puppy or dog runs onto the road and under the wheels of an oncoming vehicle. More often than not, a dog on the other side of the road has been the incentive, and before the owner can prevent his puppy from crossing it is too late. It is a split second action that cannot be foreseen or anticipated, that must be guarded against.


First of all, your property should be escape proof.

Secondly NEVER allow your puppy near a road unless he is on a lead.

Driveways and car parking areas also require vigilance.

## SWIMMING POOLS

Make sure all entries to swimming pools are completely fenced as once a puppy falls in, he has very little chance of being able to get out.



## INHERITED DISEASES

There are three main areas concerning inherited diseases in the Golden Retriever. These are Eye Disease, Hip Dysplasia and Osteochondrosis (Elbow Dysplasia)


By having all our breeding stock's eyes checked annually by a registered ophthalmologist and using only cleared stock we reduce the risk of inherited eye diseases e.g. Cataracts, Entropion (malformation of the outer eye structure) and PRA (Progressive Retinal Atrophy)

Hip Dysplasia is a disease that causes lameness. It affects the ball and socket joint in the hips. It has a hereditary basis of 25% but it can also be affected by environmental causes eg excessive exercise, and puppies that are overweight.

By having all our breeding stock Hip X-rayed and scored and only breeding with acceptable scores, we reduce the risk of Hip Dysplasia.

Osteochondrosis is a developmental disease of growing cartilage and bone, and is sometimes the cause of lameness in young large breed dogs. The term Elbow Dysplasia refers to various forms of osteochondrosis in the elbow joint. Some types of Elbow dysplasia are thought to have an hereditary base but can also be created by over exercising them and allowing rough play.

Feel free to ask any questions you are concerned about, or of course your own vet.



## ORIGIN OF THE BREED

Thanks to the many years of hard work and investigations by Elma Stonex, previous Chairman of The Golden Retriever Club (UK), the origin of the breed has now been clarified beyond doubt.

Arguments as to the true origin had been blazing for half a century when in 1952 the sixth Earl of Ilchester, historian and sportsman, published his researches into his great uncle Lord Tweedmouth's kennel record book in "Country Life". Meticulously kept from 1835 to 1890 these gave concrete proof of fact to the origin. There is no mention in these records of the now discarded Russian circus dogs theory. The truth is that in 1865 Lord Tweedmouth bought his first yellow retriever at Brighton, a dog named "Nous", bred by the Earl of Chichester and that in 1867 he acquired a Tweed Water Spaniel "Belle", from his cousin Mr. David Robertson, M.P. of Ladykirk on the Tweed.

"Nous" and "Belle" produced four yellow puppies in 1868, at Guisachan, Inverness Shire, which were named Crocus, Primrose, Ada and Cowslip, and were the foundation of the Golden Retriever as a breed. From this litter, Lord Tweedmouth retained at Guisachan the two bitches "Cowslip" and "Primrose". The other bitch "Ada" was given to the fifth Earl of Ilchester, and founded the Ilchester strain, in which black "crosses" were often used. The only dog "Crocus" was given to the second Lord Tweedmouth, then the Hon. Edward Marjoribanks. Lord Tweedmouth consistently line bred his strain of yellow retrievers back to this original mating, though he occasionally resorted to an outcross.

During the period from the first recorded mating in 1868 to the last in 1889 some of the puppies bred were kept, others were given to keepers on neighbouring estates and others given to friends and relatives in England and Scotland.

Early in the 1890's Lord Tweedmouth used a sandy coloured bloodhound as a cross. No records of the dogs bred at Guisachan were kept after the death of the first Lord Tweedmouth and this left a gap in the knowledge of the breed between 1890 and 1901, when the first pedigrees were kept.

However, through the research of Mrs Stonex, positive links have been established with the ancestors of present day Goldens and the dogs Lord Tweedmouth thoughtfully bred at Guisachan between 1835 and 1890. The roots of the breed lie in Scotland and the border country.

The breed was first officially recognised by the English Kennel Club in 1913 when The Golden Retriever Club (UK) was formed.

## STANDARD OF THE BREED

**General Appearance:** Should be of a symmetrical, active, powerful dog, a good level mover, sound and well put together, with a kindly expression, neither clumsy nor long in the leg.

**Head and Skull:** Balanced and well chiselled, skull broad without coarseness, well set on neck, muzzle powerful, wide and deep. Length of foreface approximately equals length from well-defined stop to occiput. Nose preferably black.

**Eyes:** Dark and well set apart, very kindly in expression, with dark rims.

**Ears:** Moderate size, set on approximate level with eyes.

**Mouth:** Teeth should be sound and strong, neither overshot nor undershot, the lower teeth just behind but touching the upper.

**Neck:** Good length, clean and muscular.

**Forequarters:** The forelegs should be straight with good bone. Shoulders should be well laid back, long in the blade with upper arm of equal length placing legs well under body. Elbows close fitting.

**Body:** Well-balanced, short coupled, and deep through the heart. Ribs deep and well sprung. Level topline.

**Hindquarters:** The loins and legs should be strong and muscular, with good second thighs and well bent stifles, hocks well let down, not cow-hocked.

**Feet:** Round and cat-like, not open or splay.

**Tail:** Set on and carried level with back, reaching the hocks, without curl at tip.

**Coat:** Should be flat or wavy with good feathering, a dense, water resisting undercoat.

**Colour:** Any shade of gold or cream, but neither red nor mahogany. the presence of a few white hairs on the chest is permissible. White collar, feet, toes, or blaze should be penalised.

**Weight and Size:** The average weight in good hard condition should be:-

Dogs: Weight = 70 - 80 lbs (32 - 37 kilos).

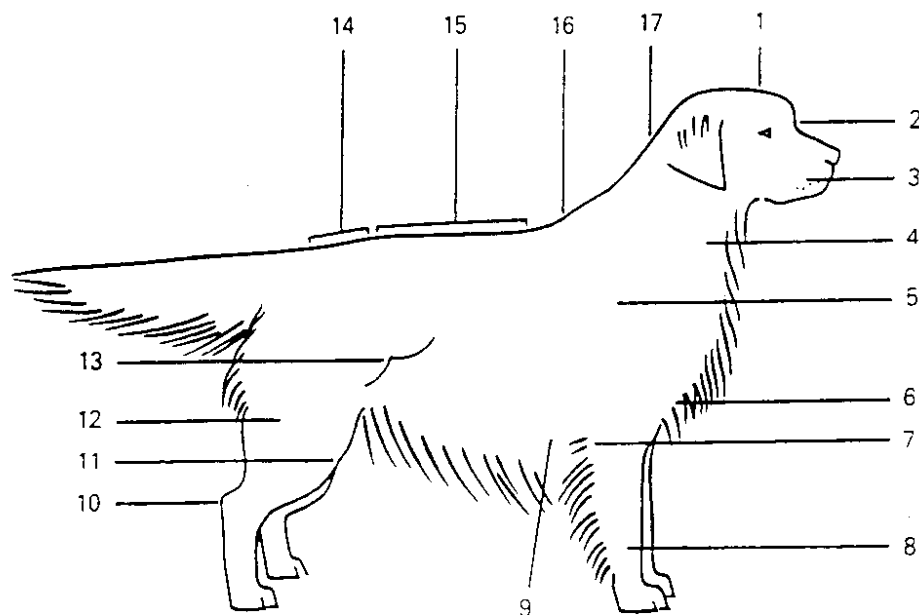
Height at shoulder = 22 - 24 ins (55.88 - 60.96 cms)

Bitches: Weight = 60 - 70 lbs (27 - 32 kilos).

Height at shoulder = 20 - 22 ins (50.80 - 55.88cms).

**Faults:** Any departure from the foregoing points should be considered a fault and the seriousness with which the fault should be regarded, should be in exact proportion to its degree.

## ANATOMY OF THE BREED



Glossary of terms

1 - Forehead  
2 - Stop  
3 - Muzzle  
4 - Throat  
5 - Shoulder  
6 - Chest  
7 - Elbow  
8 - Pastern

9 - Brisket  
10 - Hock  
11 - Stifle  
12 - Thigh  
13 - Loin  
14 - Croup  
15 - Back  
16 - Withers  
17 - Nape

